



# Ladygrove Primary School

## Remote Learning 2020/21 Overview



In September 2020, all our classes returned to full-time education following the Covid 19 closure in March. Although we hope that the majority of our children will now have an uninterrupted experience, there is the possibility that an individual child, a class bubble, or indeed the whole school, will need to self-isolate for a period of time. We have therefore put in place a plan for remote learning so that all children can continue with their education.

This meets the expectations set out in the DfE guidance 'Remote Education Support'

<https://www.gov.uk/guidance/remote-education-during-coronavirus-covid-19>

The school will use the **COVID REMOTE LEARNING tab on the main page of the school website** to set remote learning. On this page will be important information regarding remote learning during absence from school.

<http://www.ladygroveprimary.co.uk/>



If a child does not have access to a computer/laptop and/or the internet, the school will do all it can to support children and will provide paper packs of learning. Parents will be reminded to make the school aware of any barriers to accessing remote learning.





You will find here an overview of lessons to be completed each day, in each class.

It will provide learning across the curriculum and children will be expected to spend a similar amount of time completing this as they would spend learning in school.

### Overview:

The daily timetable will include:

- Maths - White Rose Maths and Time Tables Rockstars
- Reading - Using the Oxford Owl/Fiction Express
- Writing - Using Pobble 365, Oaks Academy, Literacy Shed
- Spelling/Phonics - Read, Write Inc
- Two foundation subject- learning linked to the year group curriculum -
- Oak National Academy, BBC Bitesize.

Daily Lesson For: Thursday 1 <sup>st</sup> October 2020			
Maths	English	Spelling/Handwriting	Foundation
Focus: Represent Numbers to 100	Focus: Compound/Complex Sentences	Focus: Prefix dis-	Focus: History - Stone Age Tools
<p>Watch the video to learn: <a href="#">Click here</a></p> <p>Activity: Draw representations of and write the correct statement for the following numbers. Use the example to help you:</p> <div style="border: 1px solid black; padding: 5px; width: fit-content; margin: 5px auto;"> <p>There are 3 tens and 8 ones. The number is 38.</p> </div> <p>1) 82    2) 73    3) 91    4) 68 5) 24    6) 92    7) 20    8) 19</p> <p>Challenge: True or False? There are only 3 ways to build 25 with base 10.</p> <div style="display: flex; justify-content: space-around; align-items: center;">    </div>	<p>Watch the video and complete the activities: <a href="#">Click here</a></p> <p>Activity: <a href="#">Click here</a> to look at today's writing image... Darth's Dream Car!</p> <p>Using what you have learned today about expanding your sentences using conjunctions, write a short description of Darth's Dream Car.</p> <p>Remember to use: Adjectives - describing words Expanded Noun Phrases - adjectives and nouns Co-ordinating conjunctions - linking two clauses together (and, but, so, if...) Subordinating conjunctions - expanding a sentence with extra information ( whilst, because, since...)</p> 	<p>Can you add the prefix 'dis-' to the root words below? How does this prefix change the meaning of the root word?</p> <p>interested    appear    like    agree</p> <p>After this, write them in sentences using your best cursive, joined handwriting.</p> <p>Reading</p> <p>Log in to your Fiction Express Account by <a href="#">clicking here</a></p> <p>Either choose a new book, or read the next chapter of a book you are already enjoying. Make sure you take the quiz at the end and vote for the plot of the next chapter!</p>	<p>Last week, we explored Stone Age Tools - what they were made of, what they were used for and what they were!</p> <p>I want you to design a Stone Age Tool to make from bits around your house. I don't want you to make it, just design it and think about what we could use. On your design, make sure you include:</p> <ul style="list-style-type: none"> <li>- Name of tool</li> <li>- Materials you'll use (cardboard etc)</li> <li>- Equipment you'll need (scissors, glue)</li> <li>- Method - how might you make it?</li> </ul> <p>Foundation</p> <p>Focus: PSHE - Nightmare School</p> <p>What would your nightmare school look like? What would go on there? Design your nightmare school and think about the following questions below:</p> <ol style="list-style-type: none"> <li>1. How might children at the Nightmare school feel?</li> <li>2. What might the children be scared of?</li> <li>3. Who would the children ask for help?</li> <li>4. What is the worst part of the Nightmare school?</li> <li>5. How easy would it be for the children to learn? Score out of 10, (1=very difficult 10 =easy to learn)</li> </ol>

SUBJECT	WEB LINK	DETAIL
<b>MATHS</b>	<a href="https://whiterosemaths.com/homelearning/">https://whiterosemaths.com/homelearning/</a>  <a href="https://trockstars.com/">https://trockstars.com/</a>	<p>Using White Rose maths, children will be guided to the appropriate year group they are in and to one of the topics available.</p> <p>They then select a lesson to complete; this includes a video and subsequent questions.</p>
<b>READING</b>	<a href="https://home.oxfordowl.co.uk/reading/free-ebooks/">https://home.oxfordowl.co.uk/reading/free-ebooks/</a>  <a href="https://en.fictionexpress.com/">https://en.fictionexpress.com/</a>	<p>Read as much as you can at home! Children can select their own reading book or download and read a free e-book from Oxford Owl</p> <p>Fiction express for Key Stage 2</p>
<b>WRITING</b>	<a href="https://www.pobble365.com/">https://www.pobble365.com/</a>  <a href="https://classroom.thenational.academy/subjects-by-key-stage">https://classroom.thenational.academy/subjects-by-key-stage</a>  <a href="https://www.literacyshed.com/home.htm">https://www.literacyshed.com/home.htm</a>	<p>Pobble will be used as a stimulus for images, along with the oaks academy and Literacy Shed. Teachers will set activities linked to materials from these websites.</p>
<b>PHONICS</b>	<a href="https://www.phonicsplay.co.uk/">https://www.phonicsplay.co.uk/</a>  <a href="https://www.teachyourmonstertoread.com/?gclid=EA_IaIQobChMIwJiu5sL66wIVVOR3Ch1M-wiaEAAYASAAEqIGpvD_BwE">https://www.teachyourmonstertoread.com/?gclid=EA_IaIQobChMIwJiu5sL66wIVVOR3Ch1M-wiaEAAYASAAEqIGpvD_BwE</a>	<p>Phonic activities based on the Phase your child is working from.</p>
<b>FOUNDATION SUBJECTS</b>	<a href="https://www.bbc.co.uk/bitesize/this-terms-topics">https://www.bbc.co.uk/bitesize/this-terms-topics</a>  <a href="https://classroom.thenational.academy/subjects-by-key-stage">https://classroom.thenational.academy/subjects-by-key-stage</a>	<p>Your teacher will guide you whether to use BBC Bite Size OR the Oak Academy.</p> <p>Children can select their year group and subject (science, history or geography) then complete a relevant learning activity linked to their classroom learning.</p>

### The Oak National Academy.

The 'teaching content' will be provided to children through age appropriate video content on the DfE published list of educational resources site; Oak National Academy website. This provides the equivalent of 3 hours of lessons per day for primary school children. In their 'classroom' each lesson is an hour-long. They're delivered by a teacher, with a pre-recorded video as well as quizzes, worksheets and creative activities. It's all easy to use, there's no login or password, and you can access the lessons on any device- pupils only need materials they can find at home.

### Providing feedback

Pupils can send any completed work to teachers via the teacher's email (on the class page of the school website) Alternatively, work that children complete in the exercise book provided should be kept safe and returned to school when safe to do so.

### Contact with pupils/ parents

Parents are able to contact the school via telephone or the email class teachers via their email address. Teachers will email back feedback if required, BCC copying the Headteacher into any correspondence if needed. Any response should be made within 48 hours. Where a pupil is self-isolating on medical ground for a significant period of time, contact will be made via telephone on a weekly basis to monitor learning and provide support if needed.

Pupils identified as vulnerable will be contacted by schools staff on a weekly basis and support offered as necessary.

### Safeguarding and Child Protection

Please refer to our Child Protection and Safeguarding Policy.

### Data protection

When accessing personal data, all staff members will: Only use their official school email account and connect to the school network using their school laptop only.

### Sharing personal data

Staff members are unlikely to need to collect and/or share personal data. However, if it does become necessary, staff are reminded to collect and/or share as little personal data as possible online. All data collection will be compliant with GDPR guidelines.

### Keeping devices secure

All staff will take appropriate steps to ensure their devices remain secure. Computers should be locked if left inactive for a period of time. Operating systems must be up to date - always install the latest updates.

### Monitoring arrangements

This policy will be reviewed by the SLT as and when updates to home learning are provided by the government.

### Links with other policies

This policy is linked to our:

- ✓ Positive Behaviour policy
- ✓ Child Protection and Safeguarding policy
- ✓ GDPR policy
- ✓ ICT and Online Safety policy
- ✓ Staff Code of Conduct